



July 2021 Parent Letter

Early Childhood Activities for Boys & Girls from 3 years through 1st Grade

Dear parents,

Last month, I shared with the elders, pastors and staff, my decision to retire from my position in Children's Ministries as of August 1, 2021. It has been a wonderful privilege to serve you and your children and our church family since the fall of 2004. I will certainly miss many aspects of this wonderful role. I especially want to thank you for bringing your children to church each week (pre-pandemic!), serving with us over the years, and for your continued faithfulness in raising your children in the knowledge and love of our Lord. You are doing a wonderful job, and I want to commend you. Keep up the good work of parenting, and don't lose heart. The LORD sees all your efforts, and He promises to be with you.

"I am confident in this, that He who began a good work in you
will be faithful to complete it until the day of Christ Jesus." Philippians 1:6

I am very happy to share that our Nurseries and Little People's Church have resumed in person beginning June 1st. We have been delighted to see those who have joined us so far! I encourage you to attend 9:00am summer services in the gym as we return to normalcy for our children and families. Will you consider serving in our fall ministries? It will be a true blessing for the children and families to see familiar faces, and for the transition of my role to go forward smoothly. You can make a difference!

We look forward to our VBS Drive-Thru from July 12-15, "Jonah & The Big Fish," for children 3 years thru Grade 5, from 10am – 11am. (And MS Explore for 6th – 8th grade students.) It promises to be a very exciting week! Register today - we're almost full! fcchamilton.org. It's free!

This packet was mailed to early childhood families with children from 3 years through Grade 1. These activities correspond to weekly videos posted on our church website. Go to fcchamilton.org, and click on [Sunday School for All Ages](#) to view the weekly video with your child. It will be easy to do the activities after watching the videos.

July Bible lessons:

Week 1 – Moses and the Burning Bush from The Jesus Storybook Bible, p. 84, from Exodus 3:1- 4:31.

Week 2 – Moses goes to Pharaoh, "Let my people go!" The Ten Plagues Part 1 (plagues 1-5), from Exodus chapters 7-9.

Week 3 – Moses continues to go to Pharaoh, "Let my people go!" The Ten Plagues Part 2, (plagues 6-10) from Exodus chapters 9-12. God protects His people – The Passover.

Week 4 – God Makes a Way: The Exodus - Crossing the Red Sea. Exodus 12:31-42

I will be praying for the Holy Spirit to guide you and me as we begin a new transition and a new season. Much love to you all!

 *Mrs. H.*

Christine Hendrickson, Early Childhood Director @ First Congregational Church of Hamilton
text: 978-828-4411 email: chendrickson@fcchamilton.org



God makes a path through the Red Sea. Exodus 14:1-31

God makes a path through the Red Sea.

Exodus 14:1-31

Pharaoh wanted the Israelites to come back to Egypt. He didn't have enough slaves left to do all the work the Israelites had done before they left.

So Pharaoh and his army chased after the Israelites. When the people saw the army coming, they were afraid. They couldn't run away because they were at the edge of the Red Sea.

But God took care of His people. God told Moses to hold his hand out over the Red Sea. God sent a strong wind that blew and blew and made a path of dry land through the Red Sea. The people walked through the sea on dry ground!

The Egyptian army tried to follow them. When all the Israelites were safe on the other side, God told Moses to stretch his hand out over the sea again. The water went back into its place. Whoosh! The Egyptian army was covered up by the water.

All the Israelites trusted God because of the way He saved them from the Egyptians.


July Week 4 • Crossing the Red Sea Activity

You will need from your Packet:

- Week 4 white page
- tan sheet construction paper
- half sheet blue construction paper


You will need from Home:

- Scissors
- Crayons or Markers



Directions:

1. Color the figures on the white page.
2. Cut out the people: Moses, Zipporah (Mrs. Moses), young girl, and the donkey carrying their belongings. Cut out around the outer edge so the figures will stand up when folded.
3. Cut blue paper into 14 strips (7 for each side).
4. With pen or pencil, curl the strips one at a time. These will become the waves of the Red Sea.



5. Glue 7 curled "waves" onto each long side of the tan sheet.
6. Place your folded figures so they are walking through the Red Sea on dry ground.
7. Re-tell this amazing miracle story to a family member as you walk Moses and his wife, the young girl and donkey, through the Sea on the safe path God provided. Jewish families celebrate and re-tell this miracle story each year, on "Passover."

Trace the letters below and know that God is with you wherever you go.

"D o n o t b e a f r a i d ."

God will be with me. Exodus 13

Moses: the 10 Plagues (Part 3) & Crossing the Red Sea

1. God led the people! Draw a line to the correct answer:



Day

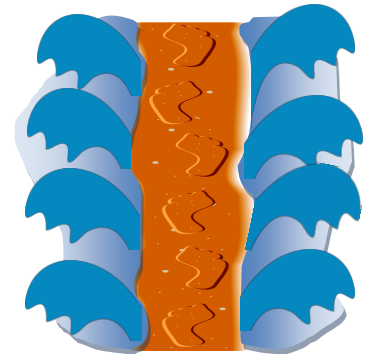
Night



2. Did Pharaoh change his mind about letting the Israelites go?



3. How did the Israelites cross the Red Sea?



4. Did the Egyptians cross the Red Sea?



5. How did the Israelites feel about God after He saved them?

**Feared
God**

**Believed
in God**

**Believed
in Moses**